



## RESOURCE 91 — Thinking Skills

PART OF THE

FOR  
TEACHERS  
PACKAGE

The FOR TEACHERS PACKAGE contains support material for teachers. The package contains a collection of learning tools and activities to support decision making, analysis, evaluation and drawing conclusions.. All resources have been created by teachers for

For more information about the *For Teachers Package* contact: [admin@info-for-teachers.com](mailto:admin@info-for-teachers.com) or visit our web site.

***A teacher support document that contains***

- ✓ ***project ideas***
- ✓ ***programme development starting points***
- ✓ ***assessment structures***

### ***THINKING SKILLS***


#### ***Teaching Ideas***

The broad focus is 'Hands-on Head-on Learning'

*Focus: .*



# ***THINKING ORGANISERS***



***Venn Diagram***

***T-Table***

***Y-Table***

***PMI***

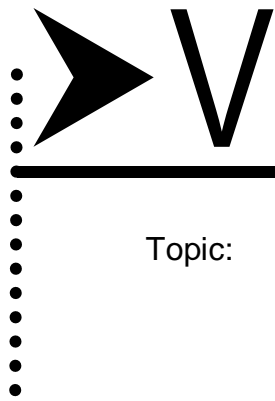
***Concept Maps***

***Problem Solving***

***8 Kinds of Smart***

***Log Lead Ins***

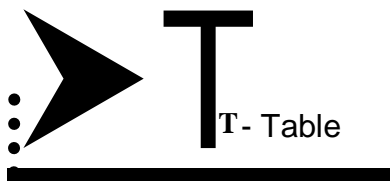
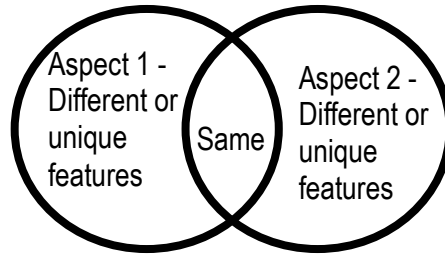
***Cooperative Learning***



ENN Diagram

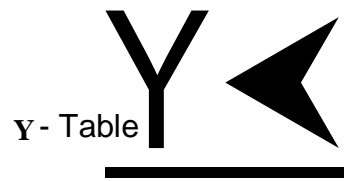
Thinking Skill: Comparing and Contrasting

Topic:

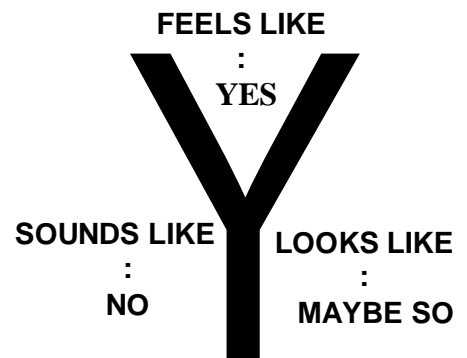
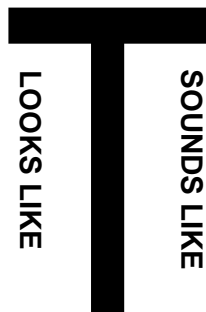


T- Table

Thinking Skill: Evaluating



Y- Table



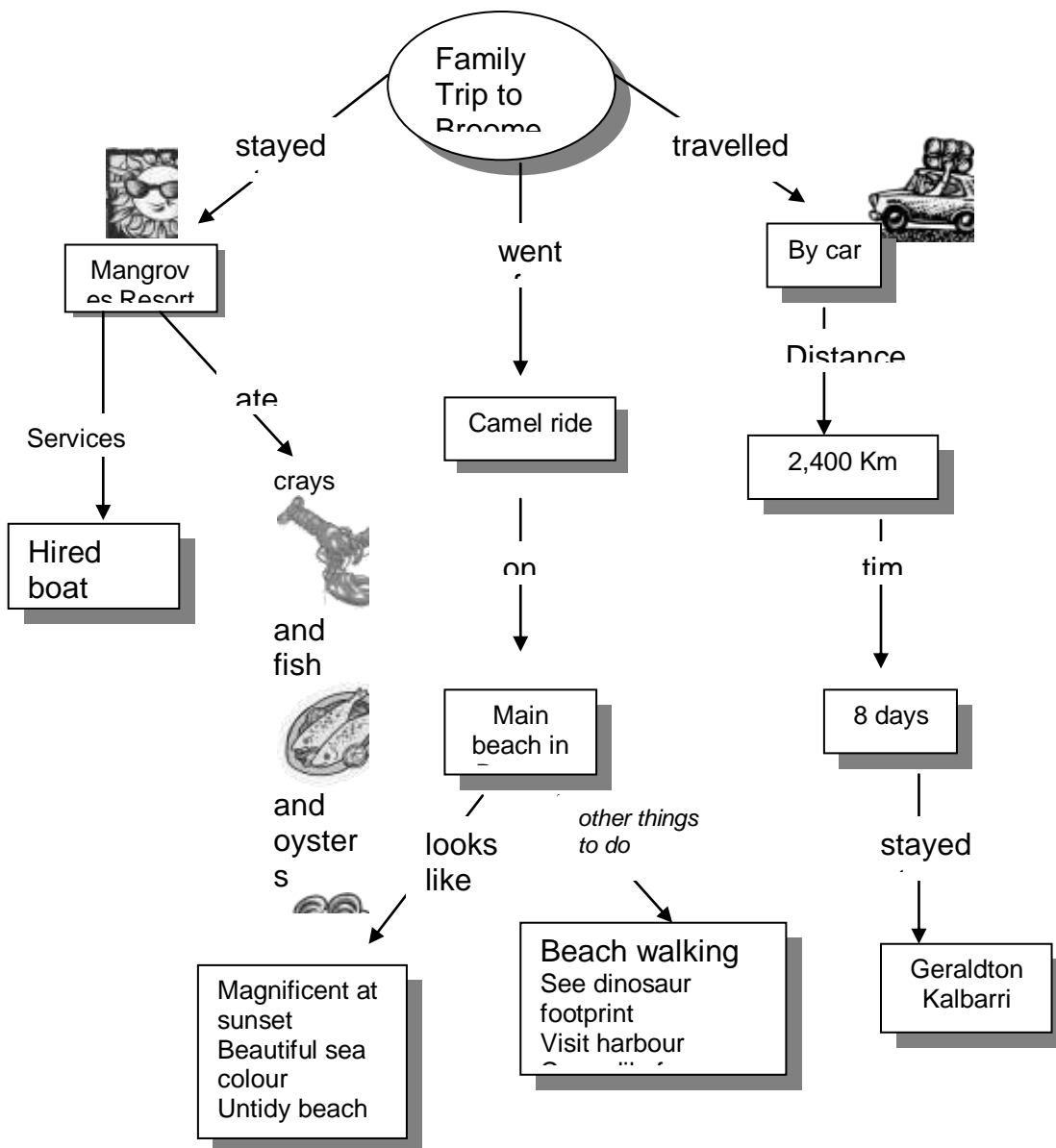
Use a PMI to evaluate work, ideas or activity to improve understanding.

P+	M-	I?
<i>Plus</i>	<i>Minus</i>	<i>Interesting/New Ideas</i>


# ➤ Concept Map

A concept map is a special diagram. A concept map consists of cells that contain a concept, item or question and links. The links are labelled and denote direction with an arrow symbol.

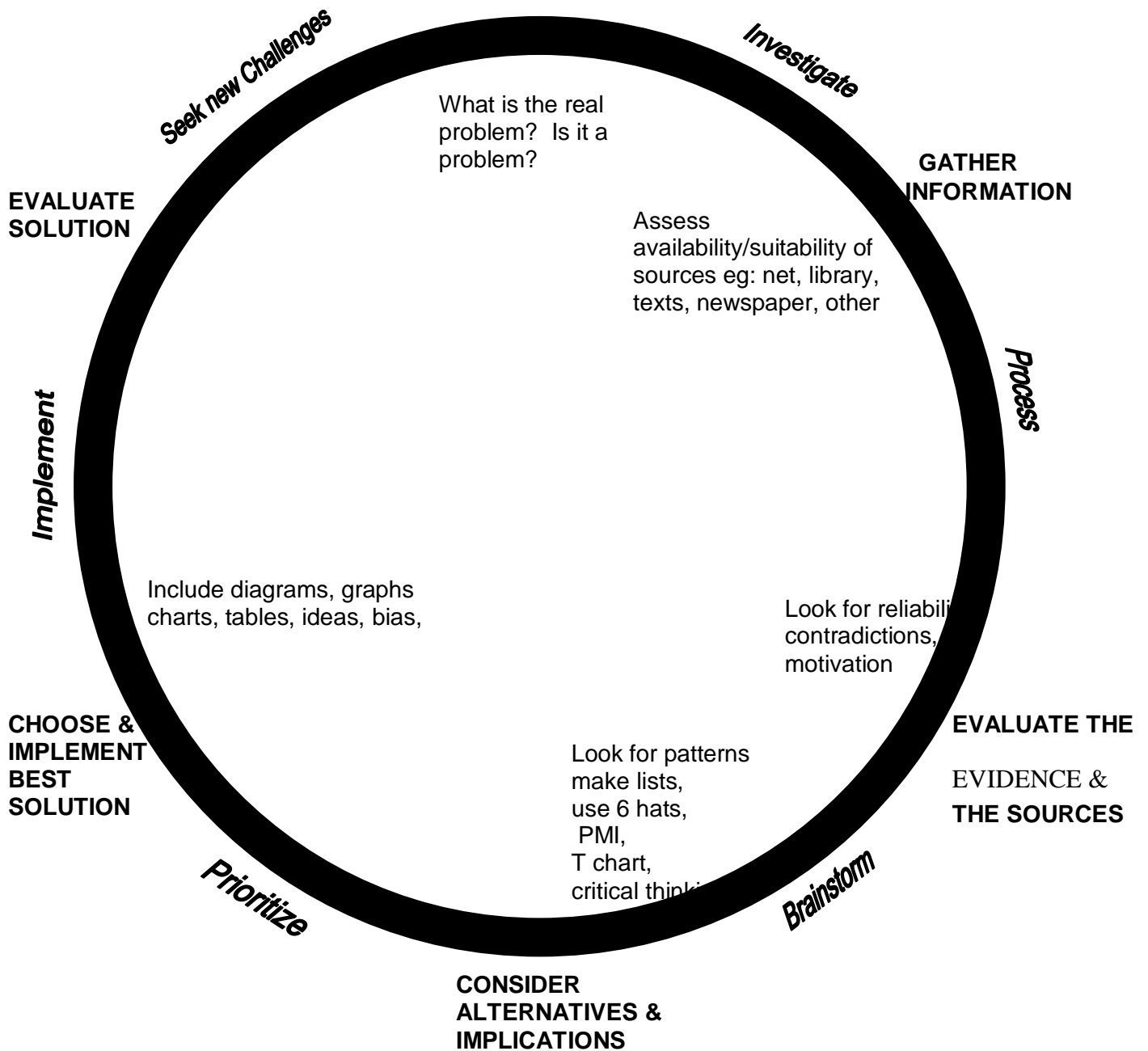
Use it to show your knowledge by gathering and grouping information.



**PROBLEM SOLVING MODEL**



**IDENTIFY AND CLARIFY THE PROBLEM**



# ➤ 8 **Kinds of Smart**

Most people have many 'kinds of smart'. What are yours? Use your 'kind of smart' when working. The 'kinds of smart' you have can change.

## **Linguistics - Word Smart**

Computers  
WWW  
Magazines  
Penpals  
Email

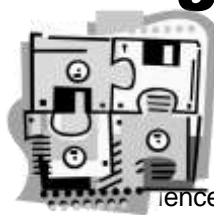


Story boarding Illustrations Current events  
School newspapers Class newspapers  
Silent reading Cue Cards  
Cartooning Buddy reading  
Writing contests

## **Visual/Spatial – Sight Smart**



Lego  
Drawing  
Computers  
Board Games  
Movie Making



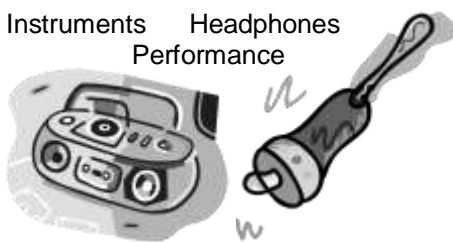
Picture books  
Field Trips Acting  
Science Experiments Dance



PE  
Art  
Crayons

## **Musical – Sound Smart**

Instruments  
Headphones  
Performance



Parades  
Choir



Different cultures  
Writing lyrics

Vibrations



Music books  
Madrigal singers  
Sound effects  
Drill and practice

## **Body-Kinesthetic – Energy Smart**

Large playgrounds  
Costumes  
Marching  
Gardening  
Science Labs

Pets

Puppets

Drama




Whiteboards  
Clay  
Story re-telling  
Videotapes  
Trampolines  
Scavenger hunts

Aquariums

Exercise

# Kinds of Smart




## Interpersonal - People Smart

Board Games

Simulations Sports  
Use the internet  
Make class books  
Email

Team Games

Peer tutoring Make a movie  
Cook a meal Plays



Musical groups Current events

Musicals

Group proje  
Care for a garden  
Pen pals  
Writing contests



## Intrapersonal - Self Smart

Journals Write to pen pals  
Facebook

Use a bean bag

Use personal books and diaries



Silent reading, often  
Create a quiet place  
Sit in a quiet place

Tweet

Use e-mail  
accounts

## Problem Solving - Math Smart

Sort anything



Brain teasers Use geometric shapes

Cut out geometric shapes

Time races

Use maps

Build a compass

Build models

Graph anything

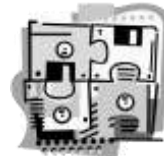
Create string art

Build a clock

Play cards

Measure anythi

Create tangrams



## Naturalistic- Nature Smart

Bird watching



Read under a tree



Collect rocks

Have an ant farm

Take some bark rubbings

Plant seeds

Identify insects

Go camping  
Set up a weather station

Listen to the rain

Creative cloud watching

Build a nature walk

Pond ecology

Collect leaves



# ➤ Log Lead-ins

## Promote thinking at higher levels

Use these sentence starters in your assignments and exams to improve your chances of giving better answers.

<b>Analysis</b>	Compare d to ... The best part .... On the positive scale ... An interesting part is ... Take a
-----------------	---

Backtracking for a minute ... A way to ... I want to ... A connecting idea is ... A movie this reminds me of is ... because ... If this were a book I'd title it ... I think this applies to ... Does this mean ...	<b>Application</b>
--	--------------------

<b>Synthesis</b>	Suppose ... Combine ... Possibly... Imagine... Reversed... What if... I predict... How about... I wonder...
------------------	---

I'm stuck on... The best way think about this... I conclude... I'm lost with... I understand but... I'm concerned about... My problem is... A question I have is...	<b>Problem Solving</b>
--	------------------------

<b>Evaluation</b>	How... Why... It seems irrelevant that ... One point of view is... It seems important to note... The best... The worst... If ... then...
-------------------	---

I disagree with ... because... I prefer ... because... If I had to choose... I believe... My goal is... I hate... One criticism is...	<b>Decision Making</b>
---	------------------------

## Promote different styles of thinking


Use these sentence starters in your discussions and group work to improve your chances of getting your ideas understood.

<b>Visual Representations</b>
Try to visualise... My picture of this... A diagram of this idea looks like... I feel like... A chart... I'm ... like ... because...

<b>Verbal Representations</b>
Another way of saying this is... I learned... I discovered... A quote that seems to fit is... I want to read ... because... I want to talk to ... because...

# COOPERATIVE LEARNING

## ... a few guidelines



When working collaboratively make sure

- ⌚ **E**veryone can see all members of the group – face one another
- ⌚ **L**isten to what each person in the group has to say – and don't be judgemental
- ⌚ **I**nclude everyone in the discussion so that everyone has a chance to include their own thoughts and ideas
- ⌚ **M**ake sure each person in the group has a role/task eg. Time keeper, note taker
- ⌚ **M**ake sure no one person is left to do all the work. Share that work load fairly and justly as each person has a responsibility to the group
- ⌚ **S**tay on task and do not get off the topic -otherwise you will lose

valuable work time